

## AGRICULTURE

*A man masters nature not having mastered himself yet.*

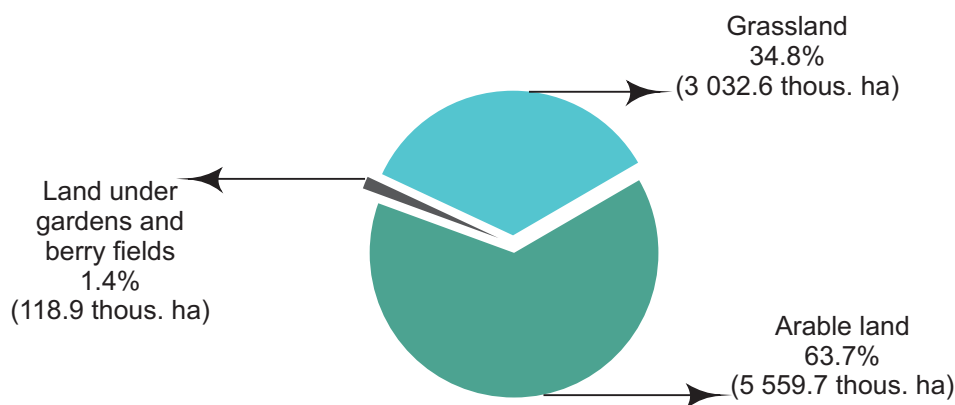
Albert Schweitzer  
(theologian, philosopher, humanist,  
musician, physician, 1875-1965)

Agriculture is one of the most important sectors of the economy which aims at supplying the population of the country with food and providing other industries with raw products.

In 2013, 1.5 thousand agricultural organisations and 2.3 thousand farmers carried out their activities in the country.

According to the 2013 results, animal husbandry products prevailed in the structure of agricultural output accounting for 54%, while crop products made up 46%.

**AGRICULTURAL LAND BY TYPE at 1 JANUARY 2014**  
(percent of total)



The basic agricultural crops planted in the country are cereal and leguminous crops, potatoes, vegetables, flax, sugar beets, fruits and berries.

The crop output is measured in terms of gross harvest and yield capacity.

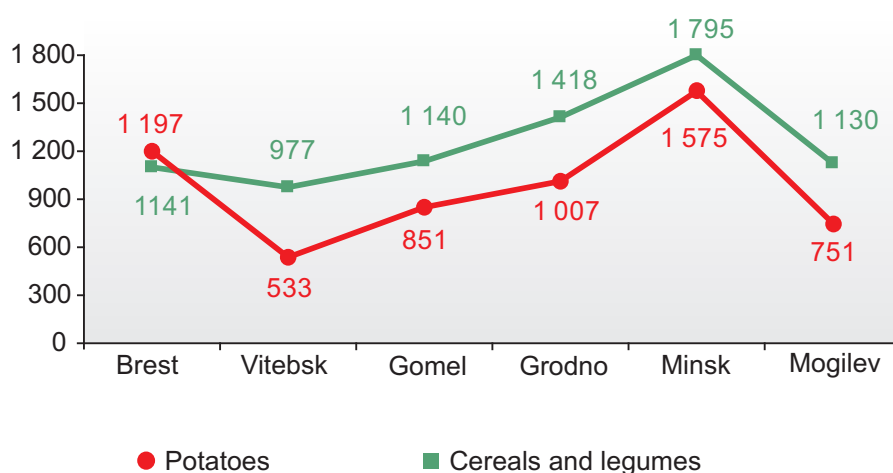
**Gross harvest** is the produced and harvested output of agricultural crops.

**Yield capacity of agricultural crops** is the average harvest of products from one hectare of actually harvested area. It is calculated by dividing gross harvest by the actually harvested area.

### GROSS HARVEST OF BASIC AGRICULTURAL CROPS (thousand tonnes)

Agricultural crop	1970	1990	2000	2010	2011	2012	2013
Cereals and legumes	3 806	7 035	4 856	6 988	8 273	9 226	7 602
Potatoes	13 234	8 590	8 718	7 831	7 148	6 911	5 914
Sugar beets	1 030	1 479	1 474	3 773	4 487	4 772	4 343
Vegetables	855	749	1 379	2 335	1 816	1 581	1 628
Fruits and berries	439	373	299	799	302	630	476
Flax fibre	102	52	37	46	46	52	45

### GROSS HARVEST OF POTATOES, CEREALS AND LEGUMES in 2013 (thousand tonnes)



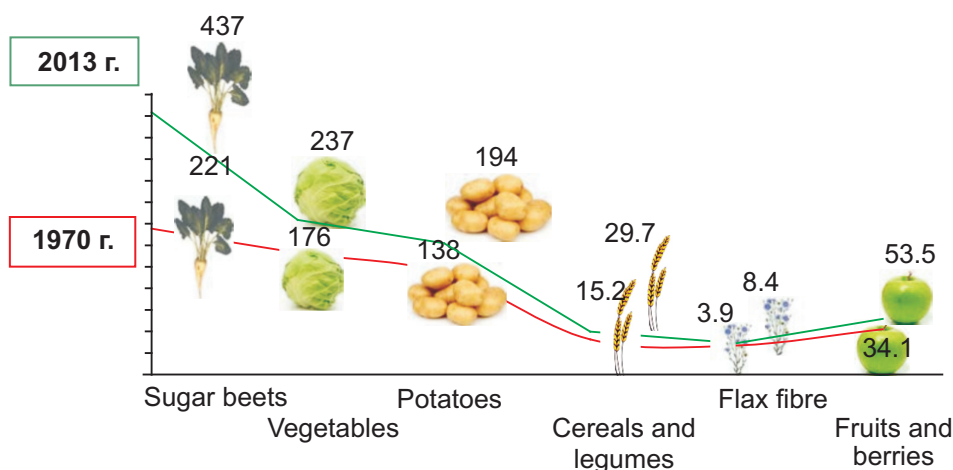
## YIELD CAPACITY OF BASIC AGRICULTURAL CROPS

(centners per hectare)

Agricultural crop	1970	1990	2000	2010	2011	2012	2013
Cereals and legumes	15.2	27.2	19.4	27.7	32.2	34.4	29.7
Potatoes	138	138	134	214	210	208	194
Vegetables	176	188	134	247	249	236	237
Flax fibre	3.9	4.6	4.8	7.7	7.5	9.0	8.4
Sugar beets	221	321	292	395	454	485	437
Fruits and berries	34.1	31.9	32.9	86.3	33.2	70.5	53.5

## YIELD CAPACITY OF BASIC AGRICULTURAL CROPS

(centners per hectare)



According to the estimates of the Food and Agriculture Organisation of the United Nations (FAO), in 2012 Belarus was ranked:

- 2<sup>nd</sup> in the world as flax fibre producer,
- 3<sup>rd</sup> as cranberry producer,
- 5<sup>th</sup> as rye producer,
- 13<sup>th</sup> as sugar beet producer,
- 14<sup>th</sup> as oats producer, and
- 17<sup>th</sup> as strawberry producer.



The key indicators measuring the development of **animal husbandry** are the number of livestock and poultry population and output of animal products – meat, milk and eggs.

**LIVESTOCK AND POULTRY POPULATION**

(beginning of year; thousand heads)

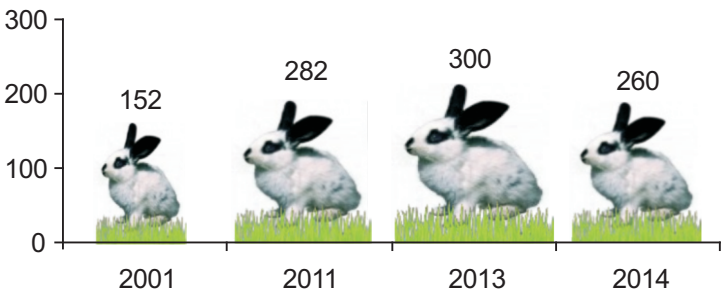
Livestock type	1971	1991	2001	2011	2013	2014
Cattle	5 383	6 975	4 221	4 151	4 367	4 321
of which cows:	2 490	2 362	1 845	1 478	1 519	1 525
Pigs	4 005	5 051	3 431	3 887	4 243	3 267
Sheep and goats	692	445	154	124	133	131
Horses	329	217	217	113	92	82
Poultry, million	27.0	50.6	27.4	37.5	42.4	45.7

**Livestock and poultry population** is the number of cattle, pigs, sheep, goats, horses and poultry of all types.

**Cattle** cover mature cows and bulls and young cattle of different ages (heifer and bull calves).

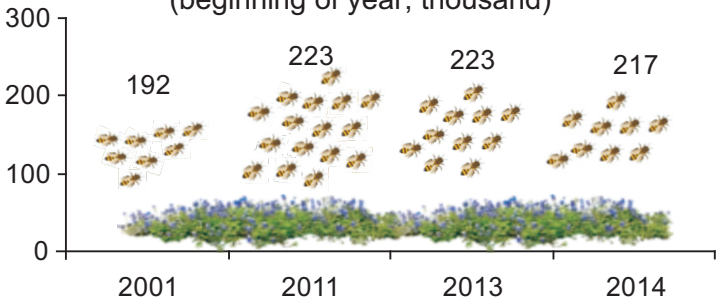
**NUMBER OF RABBITS**

(beginning of year; thousand heads)



**NUMBER OF HONEY BEE COLONIES**

(beginning of year; thousand)



*South African Black ostriches are farmed in many countries of the world. Our climate conditions are also suitable for raising ostriches. There are ostrich farms practically in all regions of Belarus. The biggest ostrich farm, which is among the largest ten farms in Europe, is located 20 km from Kobrin, in the village of Kozishche.*

## PRODUCTION OF BASIC ANIMAL PRODUCTS

Product	1970	1990	2000	2010	2012	2013
Meat (in carcass weight), thous. tonnes	685	1 181	598	971	1 092	1 172
Milk, thous. tonnes	5 264	7 457	4 490	6 624	6 766	6 640
Milk, thous. tonnes	1 669	3 657	3 288	3 536	3 778	3 961
Wool, tonnes	1 222	958	184	84	96	96

*According to FAO estimates, the following countries are ranked first in the world as producers of basic animal products:*

- *China (meat production) — 81.1 mln tonnes;*
- *India (milk production) — 124.9 mln tonnes;*
- *China (hen's eggs production) — 496.6 mln units;*
- *China (wool production) — 400 thous. tonnes.*



## PRODUCTION OF BASIC AGRICULTURAL PRODUCTS PER CAPITA in 2013

(kilogrammes)

